
GAUHATI UNIVERSITY

Gopinath Bordoloi Nagar, Guwahati-14

Ref. Dy.Con/Exam/01/2014

Date: 11-11-2014

From

Dr. D. Talukdar, M.A., M.Ed., M.Phil., Ph. D.

Dy. Controller of Examinations (B.A.)

Pranab Kr. Das, M.Sc.

Dy. Controller of Examinations (B.Sc. & B.Com.)

Gauhati University

To

All the Principals

General Degree Colleges affiliated to G.U.

Sub: Information regarding online Admit Card of TDC 1st Semester Examination, 2014.

Sir/ Madam

The undersigned are directed to inform you that Gauhati University for the first time since inception is going to issue the admit card online. As a first attempt, the TDC 1st Semester Examination, 2014 Admit Card is being made available to the students of different degree colleges affiliated to Gauhati University. Principals are hereby requested to contact the undersigned for obtaining the Log in User Name and the Password for downloading the Admit Card and issue the same to the students. Admit Cards will be available in college Log in only. No students will be issued Admit Card from the university examination authority. Admit Card will be available online from 12-11-2014 at 12 Noon onwards. Instruction for downloading the online Admit Card is attached herewith.

Log in User Name and the Password for downloading the Admit Card is **confidential** and exclusively reserved for the principals only.

With regards

D. Talukdar

Pranab Kr. Das

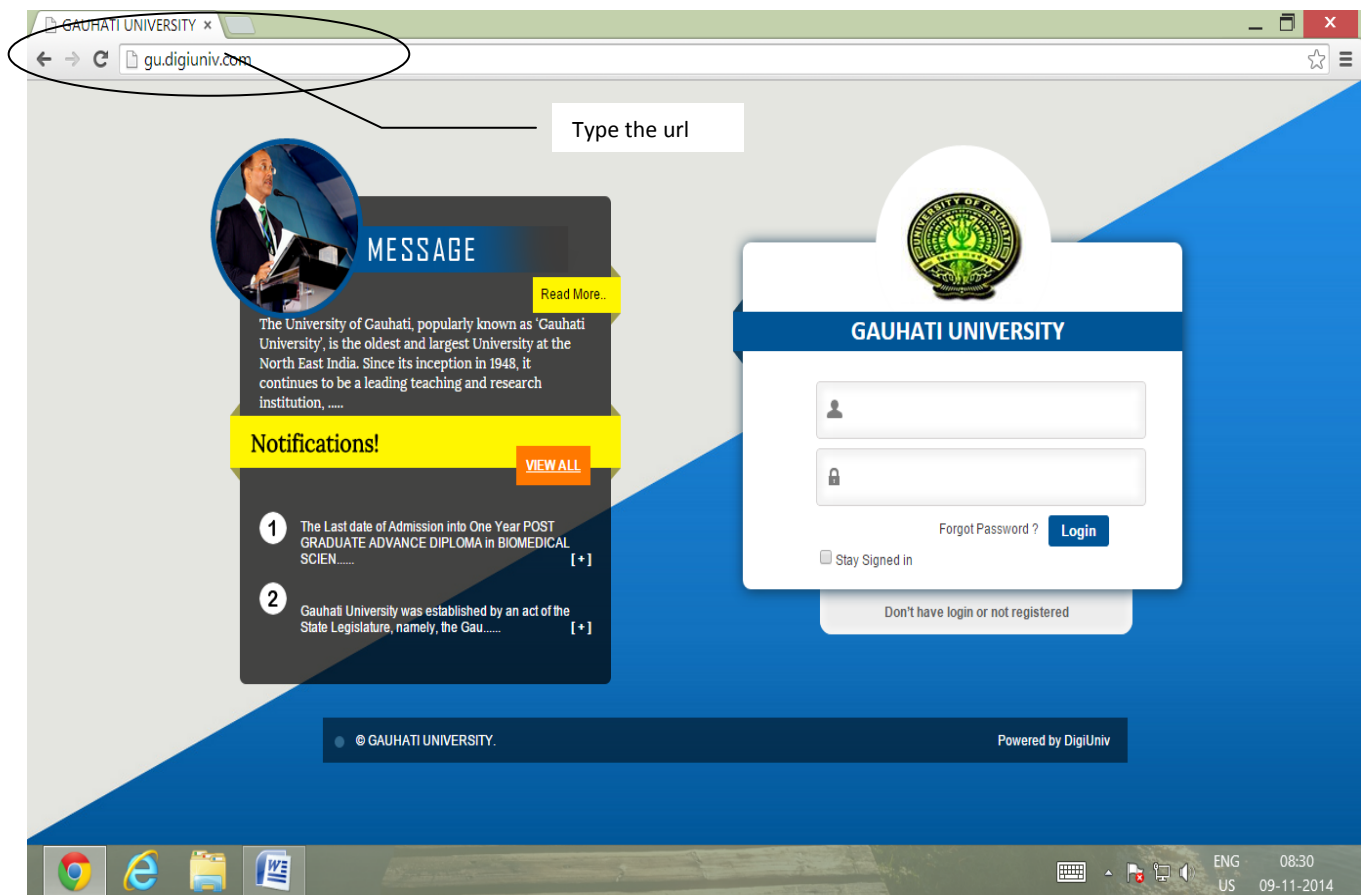
dh33edn@gmail.com

pranabdas.gu@gmail.com

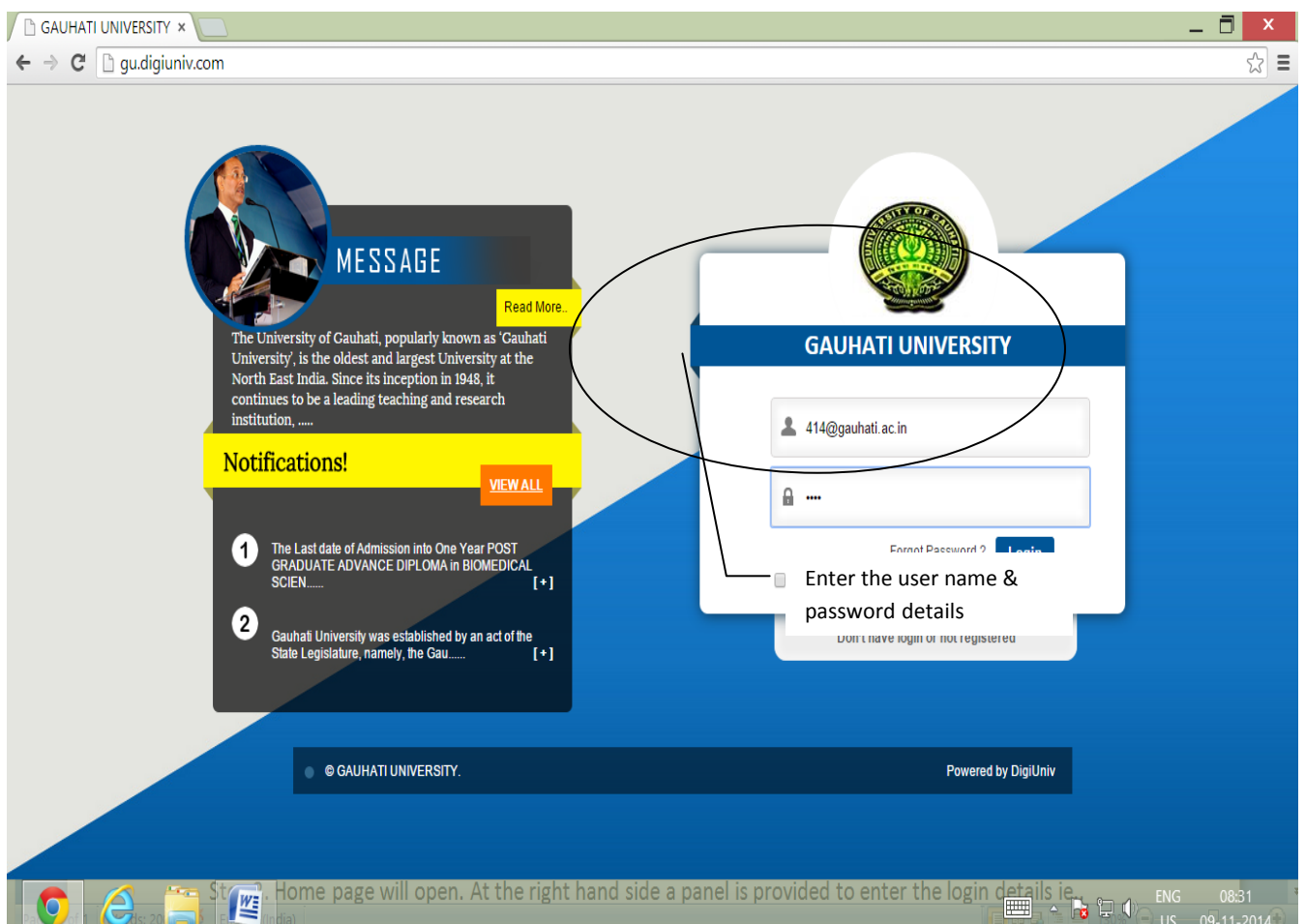
For Technical Query Contact Feroza Haque (8011487261)

Instruction to get the print out of Admit Card Online

Step 1. Type the url:gu.digiuniv.com in the address bar.



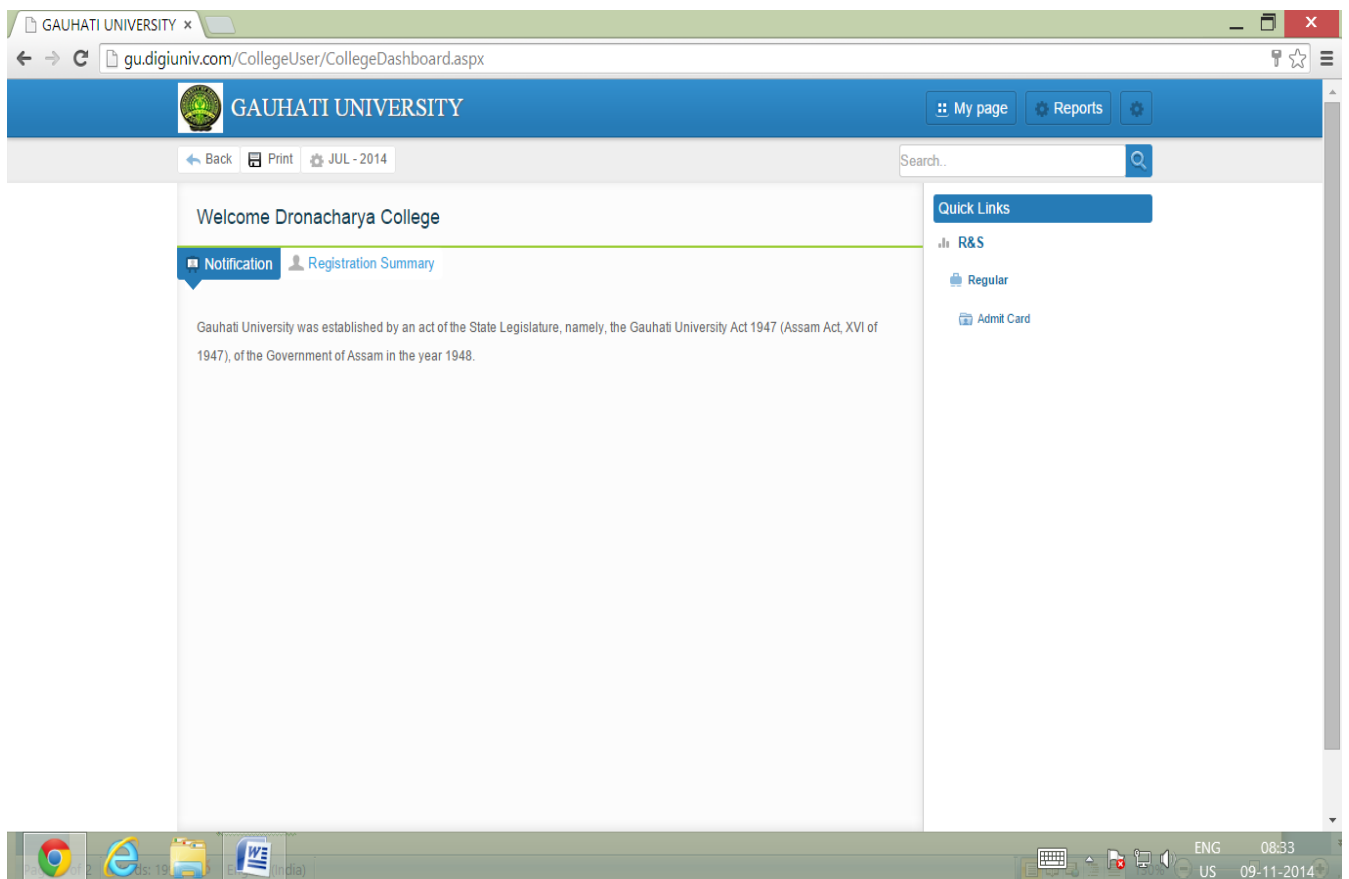
Step 2. The home page of Gauhati University will open. At the right hand side a panel is provided to enter the login details ie.. user name and password.[the login details will be notified by the GU officials]



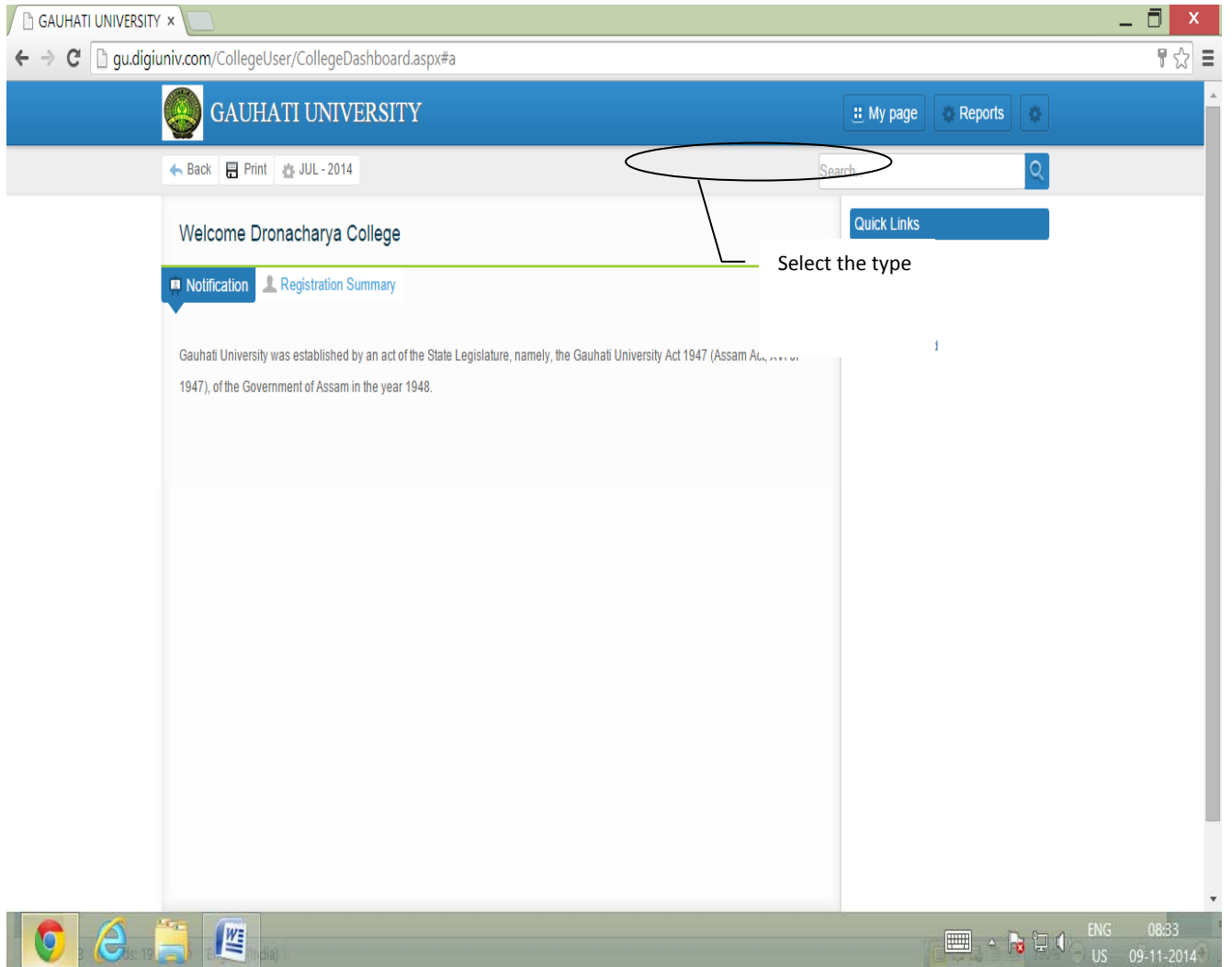
Step 3. Enter the login detail and then click on the button "Login".



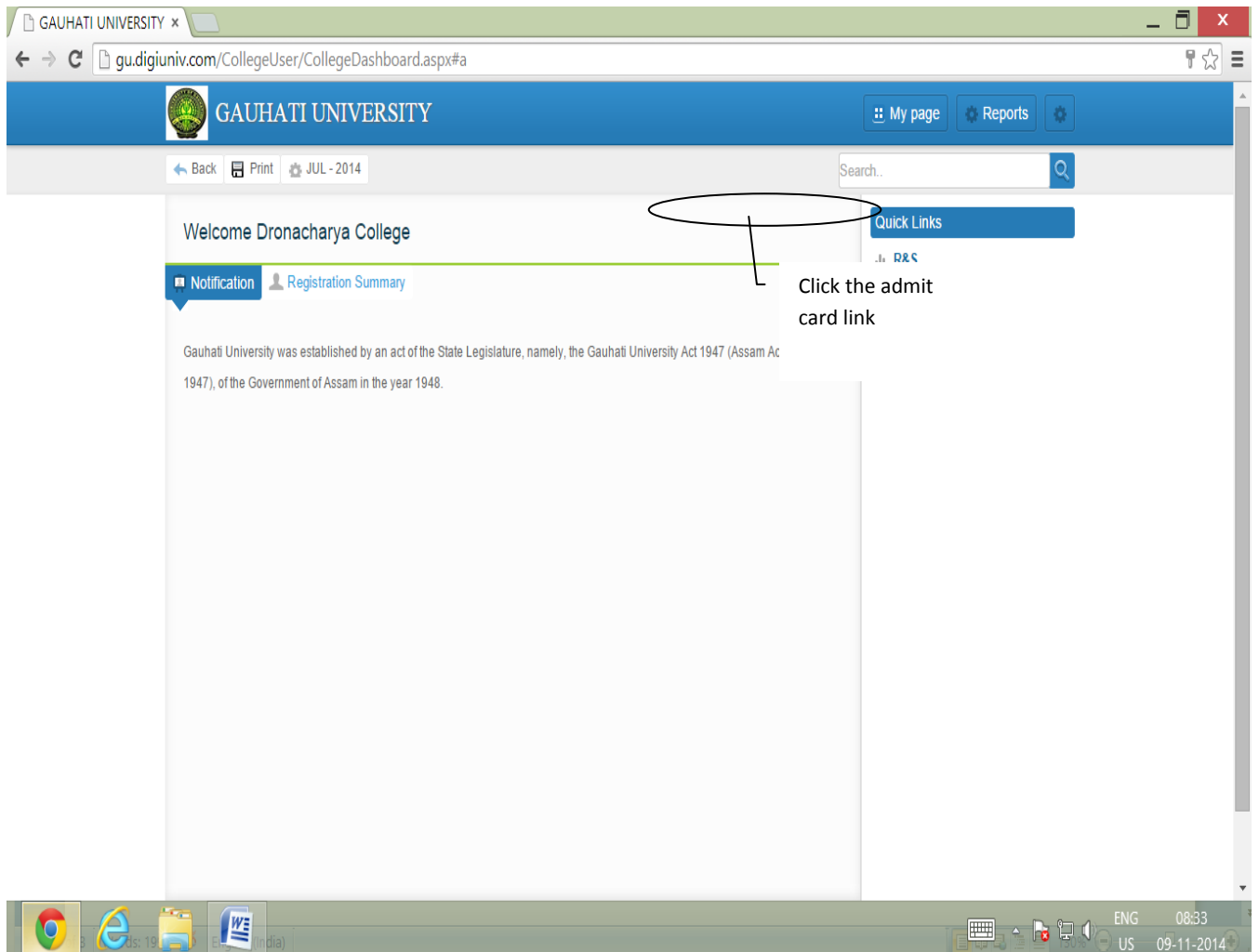
Step 4. The Home page of college will open.



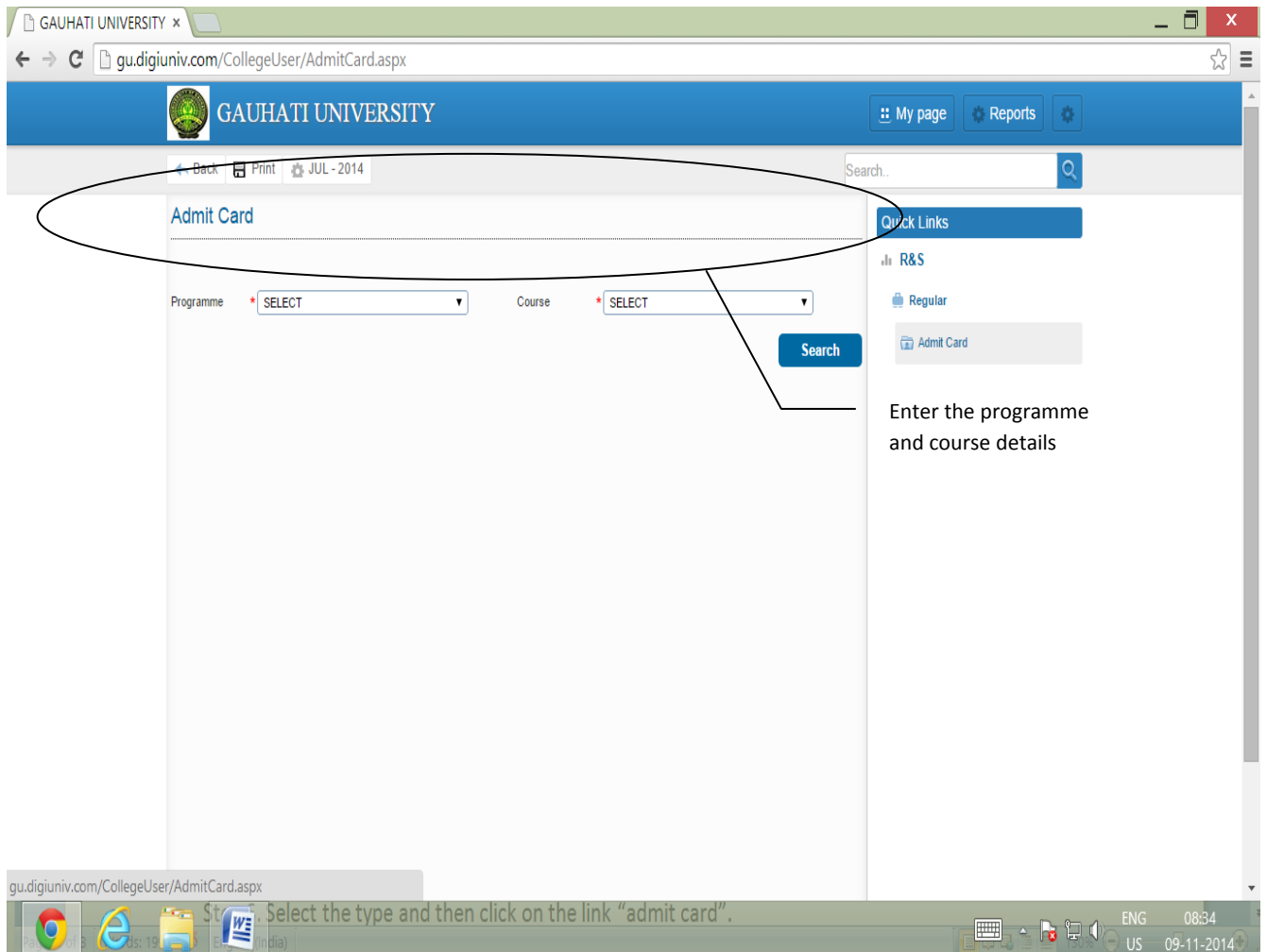
Step 5. Towards the right hand side panel is provided to select the type of admit card ie... regular or arrear.



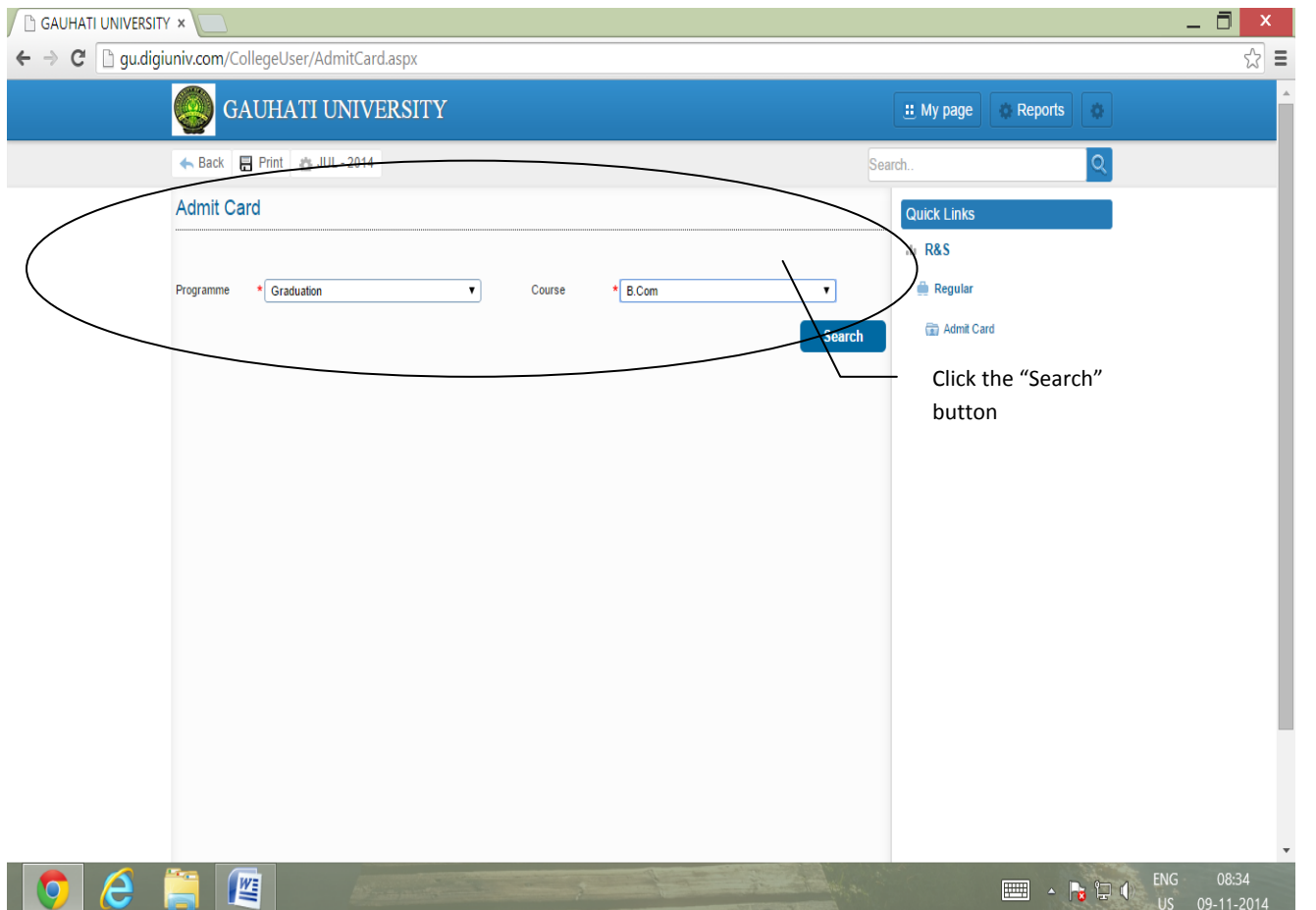
Step 6. Select the type and then click on the link “admit card”.



Step 7. A page will open. We have to specify the course and program detail. A drop down box provided for the selection.



Step 8. After selecting the course and program details, click on the "search" button.



Step 9. All the admit card for the specific course and program will be displayed along with a print button . We can get a individual printout of the admit card by clicking over the “print” button or we can get the printout of all the admit card by clicking over the “generate all print” button

GAUHATI UNIVERSITY

Programme: Graduation Course: B.com

Search

Generate All Admit Card

S.No	Admin Sl. No.	Candidate Name	Father Name	Roll No	College Code	Exam Name	Print Admit Card
1	003936	AKASH BASUMATARY	RAJIN BASUMATARY	0001	C-14414	B.COM. SEMESTER - I	Print
2	003937	ALAKESH BHUYAN	KHAGENDRA NATH BHUYAN	0002	C-14414	B.COM. SEMESTER - I	Print
3	003938	AMIDUL KHAN ALI	MOHOMMAD ALI	0003	C-14414	B.COM. SEMESTER - I	Print
4	003939	ANUP BORO	TIKEN BORO	0004	C-14414	B.COM. SEMESTER - I	Print
5	003940	ANUTOSH SAHA	BANITOSH SAHA	0005	C-14414	B.COM. SEMESTER - I	Print
6	003941	BAJRANG LAL BANIA	KRISHNA PRASAD	0006	C-14414	B.COM. SEMESTER - I	Print
7	003942	BHASKAR JYOTI NATH	PHATIK NATH	0007	C-14414	B.COM. SEMESTER - I	Print
8	003943	BIJOY KUMAR SHAHU	RAJ KUMAR SHAHU	0008	C-14414	B.COM. SEMESTER - I	Print
9	003944	DEEDAR CHOWDHURY	ALIUL ISLAM CHOWDHURY	0009	C-14414	B.COM. SEMESTER - I	Print
10	003945	EMDAD HUSSAIN TALUKDAR	ABDUS SALAM TALUKDAR	0010	C-14414	B.COM. SEMESTER - I	Print
11	003946	IMAMUL HASAN KHAN	REZZAK ALI KHAN	0011	C-14414	B.COM. SEMESTER - I	Print
12	003947	MANASH JYOTI DAS	BHAGADATTA KUMAR DAS	0012	C-14414	B.COM. SEMESTER - I	Print

Click to get the print out of all admit card

Click to get the print out of individual admit card